

LIVE STREAMING

Let people
see YOU
interact with YOU
believe in YOU
trust YOU

to build their confidence in your
messages, services, products and
business.



07880710428



lan.cook@aecast.com



One stop solution **and some**

- ✓ Branded design of your streaming interface
- ✓ Live stream to your in-house CDN broadcast system, or any Live stream service
- ✓ Output video MP4 files of viewers live feed and camera footage, for easy editing, generating photo's, video snippets to share to your intranet, on-demand, other media platforms and learning systems (LMS - AICC, SCORM and xAPI)
- ✓ Video and PPT combined as one single display no need for PPT and presenter in separate windows as in online web systems
- ✓ Studio Broadcast System for video switching / mixing and streaming
- ✓ Integration with Presentations (i.e. PowerPoint including animations, video) and no uploading required. Easy to make last minute and live changes.
- ✓ Multiple Video Cameras. Presenter and audience views
- ✓ Radio Microphones (Lapels / Handhelds) or link to in-house AV
- ✓ Interfacing with your live conference system i.e. Skype for inclusion of remote presenters from anywhere in the world or Inclusion from our Studio broadcast system over the web
- ✓ In-room integration to display remote presenters whilst presenting live.
- ✓ Audience engagement: Interactive Q&A's, Polls, MS Pulse
- ✓ Presentation / Feedback comfort monitors for presenter(s)
- ✓ Pre-testing of your system and working closely with your IT Team to ensure reliable broadcasting results
- ✓ On-site or off-site broadcasting, with option to use 4G
- ✓ We are creative, innovative and go the extra mile

Something missing above you require
No problem let's chat and add it



Live Streaming **for Your Business**



Broadcast AEM, Business updates,
Training Courses.....

Live streaming for your business is a powerful communications tool, enabling greater engagement and interaction with your employees and customers than other digital channels.

Broadcasts can consist of presenters on stage with an audience and additional presenters remotely over conference systems to feed into the live online stream, making it easy to present and share information from multiple locations.

Business services like Skype meeting broadcast, ensure your webcast is viewed securely by your employees within your organisation.

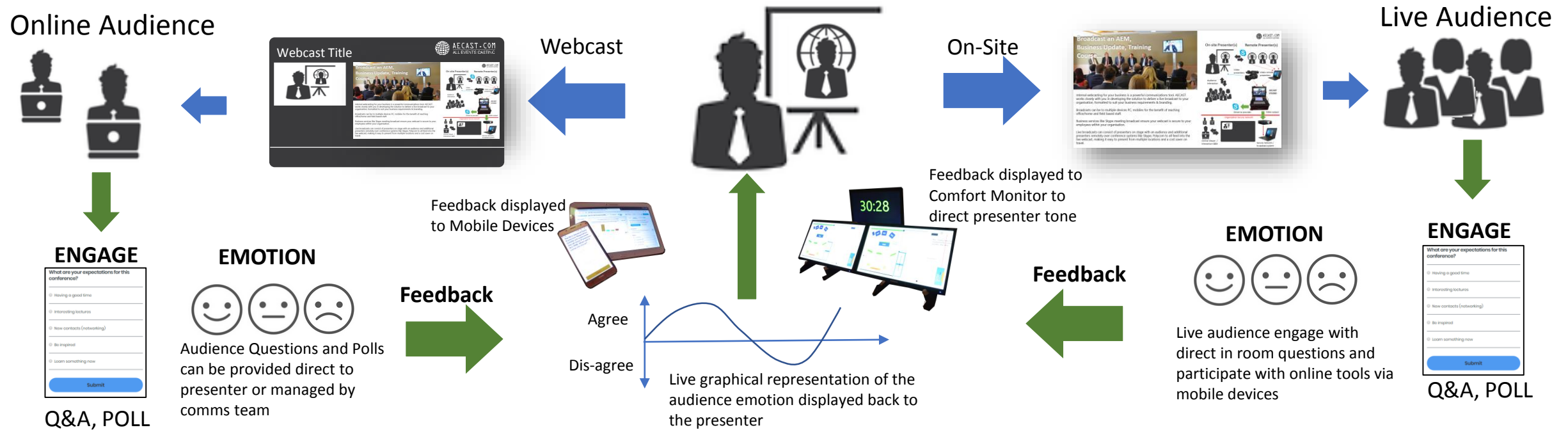
With the broadcast being viewed on multiple devices, desktops, laptops and mobiles brings the benefit of reaching all office, home and field based employees during the live webcast and after via on-demand video of the event.

AECAS.T.COM works closely with your Communications & IT teams in building an engaging live broadcast to your employees, enabling them to interact with the presenter(s) via live Q&A, online discussions, polls and action audience emotion to deliver an informative, rememberable webcast to your staff.

Example Webcast **Structure**



Employee Engagement / Emotional Interfaces



During a live webcast it is essential to keep your audience engaged ensuring they are part of the broadcast. Watching a broadcast for 40+ minutes, needs to ensure the audience remain focused at all times and you do not experience a fast audience decay rate.

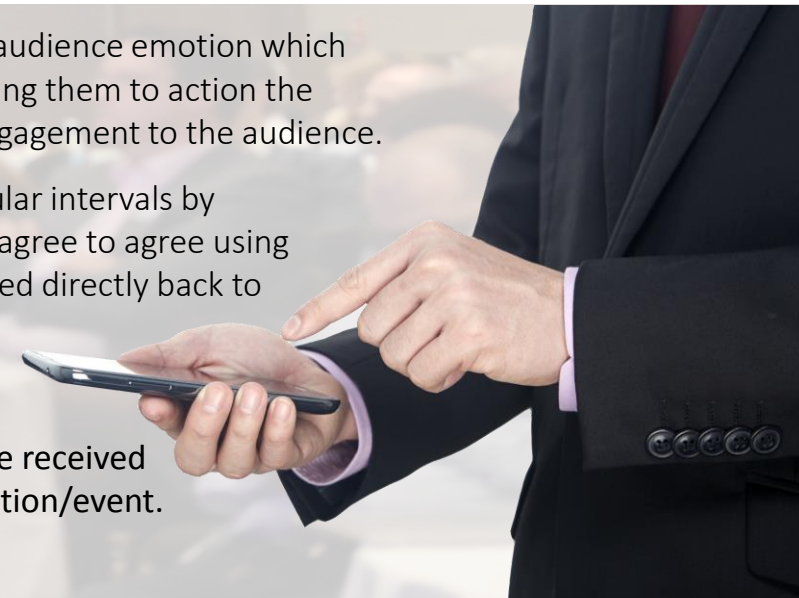
Webcasts need to be planned in advanced and split into sections that change the topic focus every 10-15 minutes. Including company videos or a forum/discussion keep the audience interested and aware.

The audience need to participate and shape the flow of the webcast by submitting questions & answers either in the room or online, taking part in polls and surveys related to the topics as they progress.

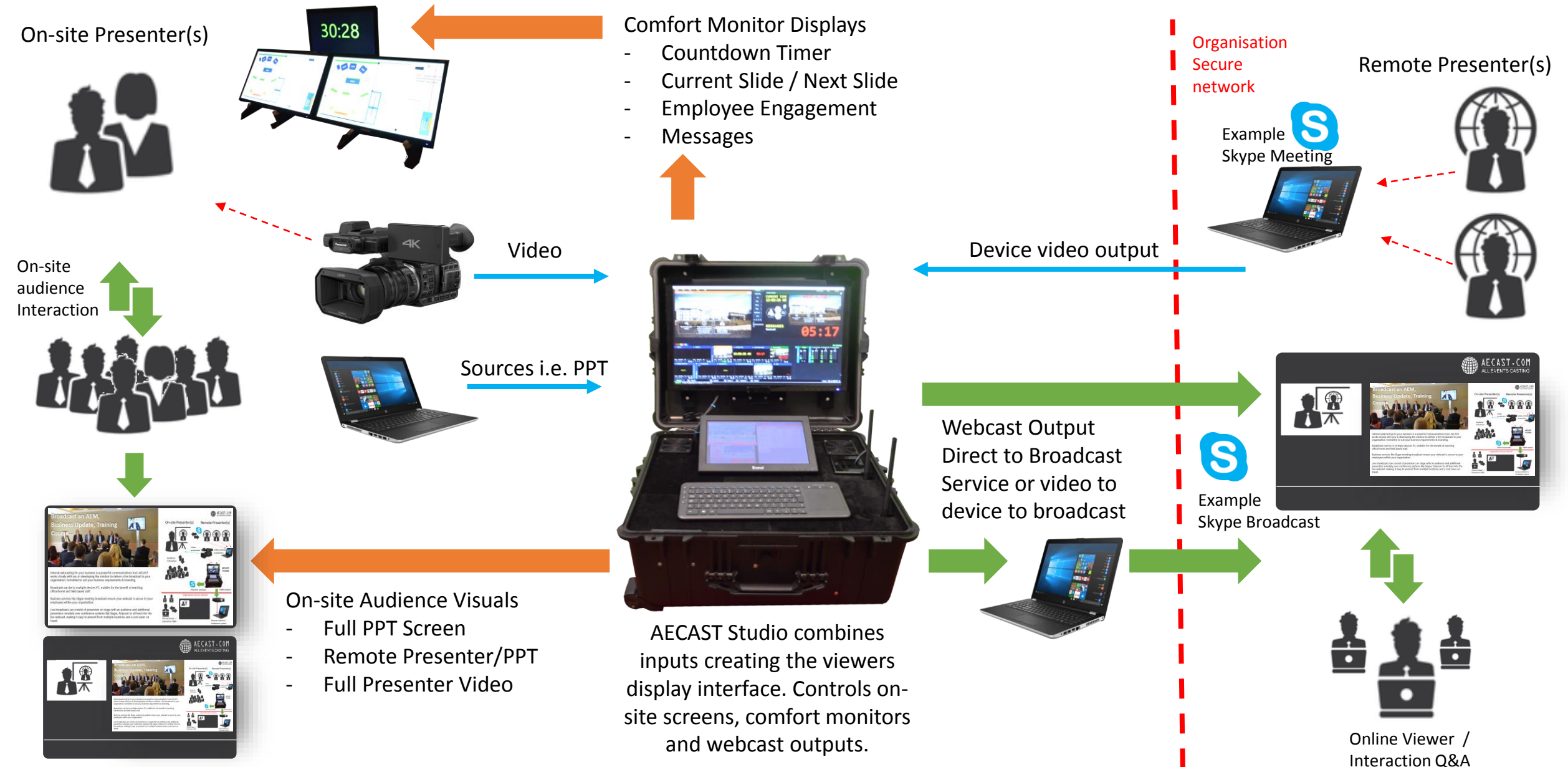
Most important to the presenter is the audience emotion which can be displayed back to him/her enabling them to action the narrative and tone to deliver greater engagement to the audience.

The emotional measure is taken at regular intervals by employees selecting from a scale of disagree to agree using PC, laptop and mobile devices which feed directly back to the presenter in a live graphical display.

The ability to adapt the webcast to the audiences behaviour ensures they have received the message and focus of the presentation/event.



Live Streaming Overview



Live Streaming Interface

Viewers display can be formatted in-line with your Corporate Branding text, graphics and Logo.

Presentation slides are incorporated in the interface including live animations, video and controlled by the presenter.

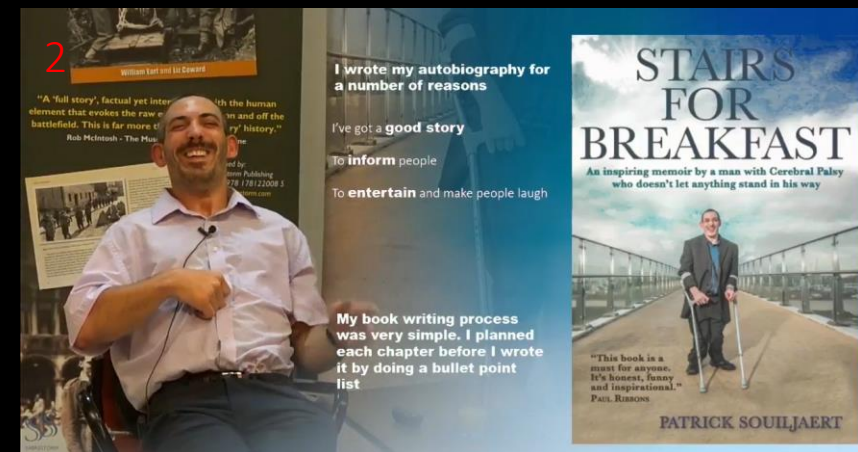
Instant switching to full screen presenter, slides or video enables viewers to see the finer details.



Pictures blurred on purpose



Live Streaming Interface Examples



Pictures blurred on purpose

- 1) Video with Overlay graphics
 - 2) Video with gradient overlay & PowerPoint slides
 - 4) Video and PPT windows
 - 3/5) Green Screen portable studio
- 4m x 2.2m high green screen allows you to deliver an immersed live video presentation allowing you to be placed within virtual studios with PPT or on top of presentations.

Have a design idea for your viewers interface
let's make it reality

Live Streaming Interface Examples

For live training events the viewer screen can be formatted with multiple video inputs. Example Dental Training, the Dentist is performing and talking through a dental procedure including presentation slides and other source display inputs. The template is created with video overlays and defined areas for the live inputs.


Titles &
information text

DENTAL TRAINING
Session : Fillings and Repairs



Logo / text

Instructor Live
video



Slide presentation
and input from other
sources



Patient Live
video

Live Broadcast **Staff Training / Bespoke Updates**

Share training courses or special news events to many via a live broadcast using your conference video system and after with on-demand.

Example:

Using Skype have up to 150 live viewers anywhere in the world. Save on people travel and hosting costs

- ✓ Broadcast live via your conference system and record at the same time, allows you to deliver the media to a larger distributed audience. The branded formatted output can display presenter and slides, graphical overlays, demonstrations and enable audience engagement with live questions and answers using mobile devices/computers.
- ✓ The method saves course development costs, as the recorded output requires very little editing for on-demand use, enabling the media to be live to all staff shortly after.
- ✓ Additionally, the video output can be used to build extended courses using tools like Adobe Captivate and included in many Learning Management Systems which are AICC, SCORM and xAPI compliant.



AECAST Studio Broadcast System Overview

Multiple Inputs, Laptops(i.e. Skype, Menitmeter, PPT), Cameras



Demo's, PPT, Video...



NDI™ Network
Device
Interface
PC, mobile devices

- The system enables multiple inputs to combine a variety of content in the broadcast.
- Broadcast multiple speakers on stage and incorporate remote ones over systems like Skype, Polycom to a live audience and the webcast.
- Engage viewers with Questions/Answers and Live Polls, and monitor employee emotion during the broadcast with feedback direct to the presenters.

Audio Radio Mics



AECAST Studio Broadcast System



Remote Timer Control



Set Counter, Messages

Comfort Monitors

Current Slide
Timer/Next Slide



Output Options

HDMI output

Secure Network

Your in-house system i.e. Skype Business

Video signal only



Secure broadcast using your existing network with no need for physical network connection.

Direct Secure Stream

Cloud Services..... via login / internet





Direct Secure broadcast via Internet to cloud video services.

Direct Stream



Simultaneous broadcast to public services for marketing



07880710428 

lan.cook@aecast.com 